



CORPORATE OVERVIEW

OCTOBER 2021

Frank Bedu-Addo Ph.D. President & CEO



PDS Biotechnology

Nasdaq: PDSB

*Developing powerful, safe, versatile
immunotherapies*



Forward-Looking Statements

This presentation contains forward-looking statements about PDS Biotechnology Corporation (“PDSB”), and its businesses, business prospects, strategies and plans, including but not limited to statements regarding anticipated pre-clinical and clinical drug development activities and timelines and market opportunities. All statements other than statements of historical facts included in this presentation are forward-looking statements. The words “anticipates,” “may,” “can,” “plans,” “believes,” “estimates,” “expects,” “projects,” “intends,” “likely,” “will,” “should,” “to be,” and any similar expressions or other words of similar meaning are intended to identify those assertions as forward-looking statements. These forward-looking statements involve substantial risks and uncertainties that could cause actual results to differ materially from those anticipated.

Factors that may cause actual results to differ materially from such forward-looking statements include those identified under the caption “Risk Factors” in the documents filed with the Securities and Exchange Commission (“SEC”) from time to time, including its Annual Reports on Form 10-K, Quarterly Reports on Form 10-Q and Current Reports on Form 8-K. You are cautioned not to place undue reliance on these forward-looking statements, which speak only as of the date of this presentation. Except to the extent required by applicable law or regulation, PDSB undertakes no obligation to update the forward-looking statements included in this presentation to reflect subsequent events or circumstances.

PDS Biotech is a clinical stage biotechnology company developing a pipeline of immunotherapies based on the proprietary Versamune® platform

CORPORATE OVERVIEW

- Biopharma developing novel T-cell activating cancer treatment candidates
- **Three** phase 2 oncology clinical trials in progress with multiple near-term readouts
- Clinical partnerships with Merck, MD Anderson Cancer Center and National Cancer Institute
- 18 employees with headquarters in Florham Park, NJ
- Debt free with approximately **\$74.7M in cash** as of June 30, 2021

VERSAMUNE® PLATFORM

- Interim data from NCI-led PDS0101 Phase 2 trial showed tumor reduction in ~70% of patients who had failed prior treatment
- No new or elevated toxicities observed from the addition of PDS0101 to combination therapy
- Pre-clinical studies demonstrate potency and versatility of Versamune® in oncology and infectious disease
- Multiple composition and application patents valid through mid-2030s

A significant barrier to effective immunotherapy has been the **inability to promote adequate CD8+ killer T-cell responses *in vivo***

70-90% of cancer patients fail check point inhibitor therapy

PDS Biotech's Versamune®-based immunotherapies are designed to promote a powerful *in vivo* tumor-specific **CD8+ killer T-cell response**

Versamune®-based therapies also show promising potential to:



Generate the right type and quantity of effective CD8+ killer T-cells



Generate memory T-cells, to enhance durability of response



Generate potency without systemic side effects

PDS Biotech executive team has demonstrated success in the development and commercialization of leading pharmaceutical products

Frank Bedu-Addo, PhD Chief Executive Officer

- Senior executive experience with management of strategy and execution at both large pharma and biotechs
- Notable drug development:
 - Abelcet[®] (Liposome Company/ Elan)
 - PEG-Intron[®] (Schering-Plough/ Merck)

Lauren V. Wood, MD Chief Medical Officer











- >30 years of translational clinical research experience
- Former Director of Clinical Research at National Cancer Institute Center for Cancer Research (Cancer Vaccine Branch)

Gregory Conn, PhD Chief Scientific Officer

- Co-founder
- >35 years of drug development experience
- In-depth experience with biotech drug discovery, product development and manufacturing



PDS Biotech's robust Versamune®-based pipeline is being developed in partnership with leaders in immuno-oncology and infectious disease

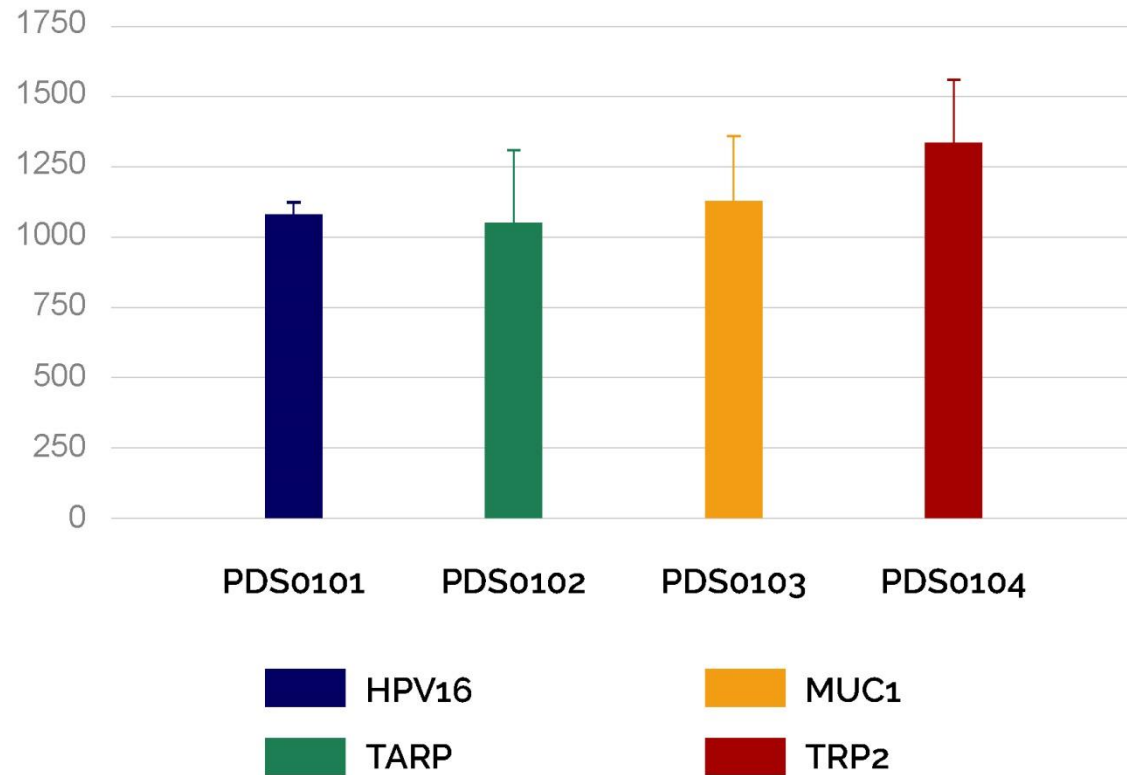
PRODUCT	INDICATION	COMBINATION	PC	P1	P2	P3	R	PARTNER(S)
Oncology								
PDS0101 (HPV16)	First line treatment of recurrent / metastatic head and neck cancer	KEYTRUDA®						    
PDS0101 (HPV16)	Advanced HPV-associated malignancies	Bintrafusp alfa Mg241						
PDS0101 (HPV16)	Stage IIb-IVa cervical cancer	Chemo-radiation						
PDS0102 (TARP)	Acute myeloid leukemia (AML), prostate and breast cancer	TBD						
PDS0103 (MUC1)	Non-small cell lung cancer (NSCLC), breast, colorectal and ovarian cancer	TBD						
PDS0104 (TRP2)	Melanoma	TBD						
Infectious Disease								
PDS0203 (SARS-CoV-2)	Prevention of COVID-19							    
PDS0201 (M-tuberculosis)	Prevention of tuberculosis							
PDS0202 (influenza)	Universal prevention of influenza							
<div><div>PDS Biotech Funded</div><div>Partner Co-Funded</div></div>								

*Consortium of PDS Biotech, Farmacore Biotechnology and Blanver Farmoquimica. Funding provided by The Ministry of Science, Technology and Innovation of Brazil ("MCTI")

In preclinical studies, Versamune® has demonstrated potential for potent CD8+ (killer) T-cell responses with different tumor antigens

PDS0101 Phase 2 interim results demonstrate promising link between targeted CD8+ killer T-cell response and anti-tumor response

No. of disease- specific T-cells
INF γ SFC/10⁶ spleen cells



Versamune®-induced T-cells

- High quantity
- Right phenotype (high quality)
- Strong killing potency



Introduction to PDS0101

PDS0101 is designed to treat advanced human papillomavirus (HPV)-16 cancers which represents 70-80% of the HPV-associated cancer market

FIRST LINE Radiation and/or Chemotherapy

- 20-30% of patients either progress or have a recurrence of cancer and are considered advanced cancer

ADVANCED CANCER Checkpoint Inhibitors (CPI)

- Objective response rate (ORR) ranges from 12-24%
- 75-80% of patients fail treatment with CIs and are considered CI Refractory

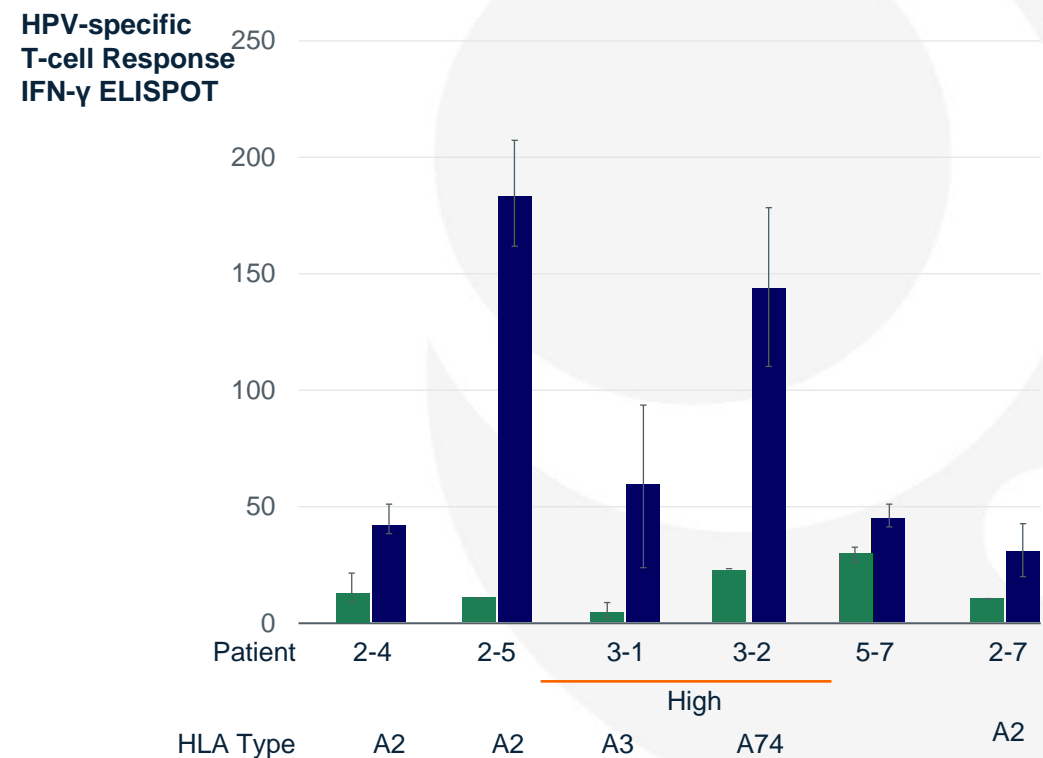
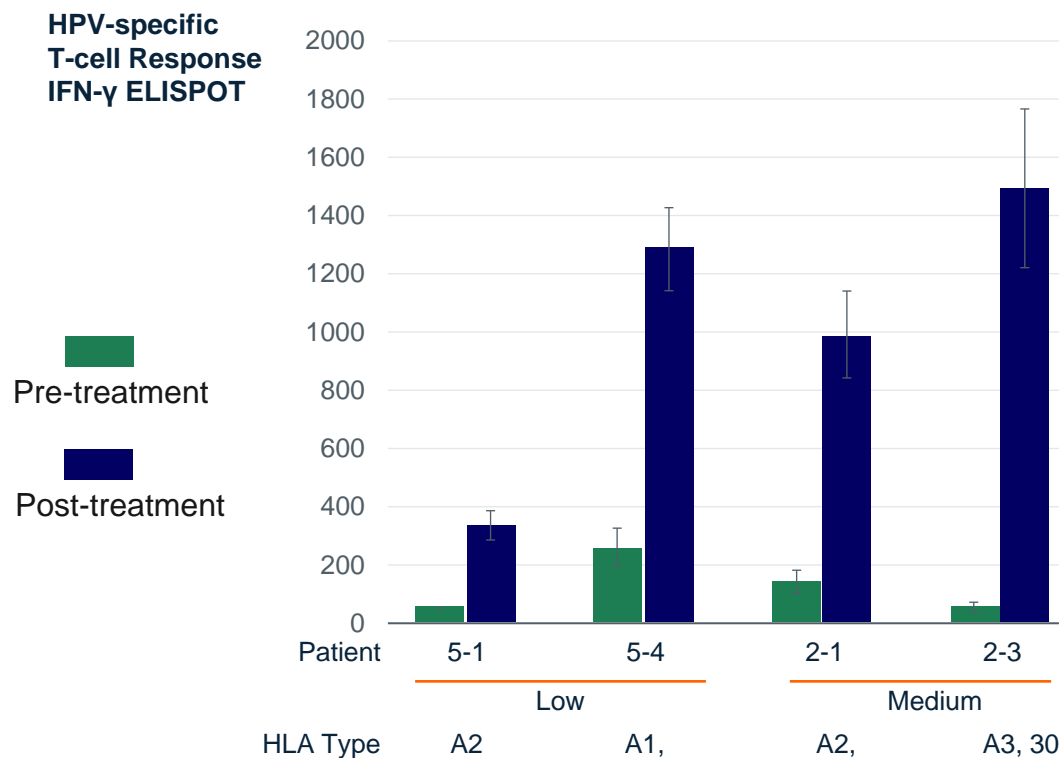
CPI REFRACTORY Few Treatment Options

- Objective response rate (ORR) ranges from 5-12%
- Historical median survival is 3-4 months

- Approximately 43,000 patients are diagnosed with HPV-associated cancers annually in the US alone¹
- Cancers caused by HPV include anal, cervical, head and neck, penile vaginal and vulvar cancers
- Incidence rate of HPV-related head and neck and anal cancer is growing and remains a significant unmet medical need
- Existing immunotherapies cost \$120,000+ annually per patient


Sub-cutaneous injection of PDS0101 monotherapy induced high quantity of potent HPV16-specific CD8+T-cells in Phase 1 clinical trial

Responses were evaluated on Days 14-19 after SC injection
Predominant CD8+ T-cell responses confirmed by Granzyme-b ELISPOT



Lesion regression in 8/10 CIN patients within 3 months of treatment (Retrospective analysis)
No recurrence within 2-year evaluation period may suggest durable immune responses

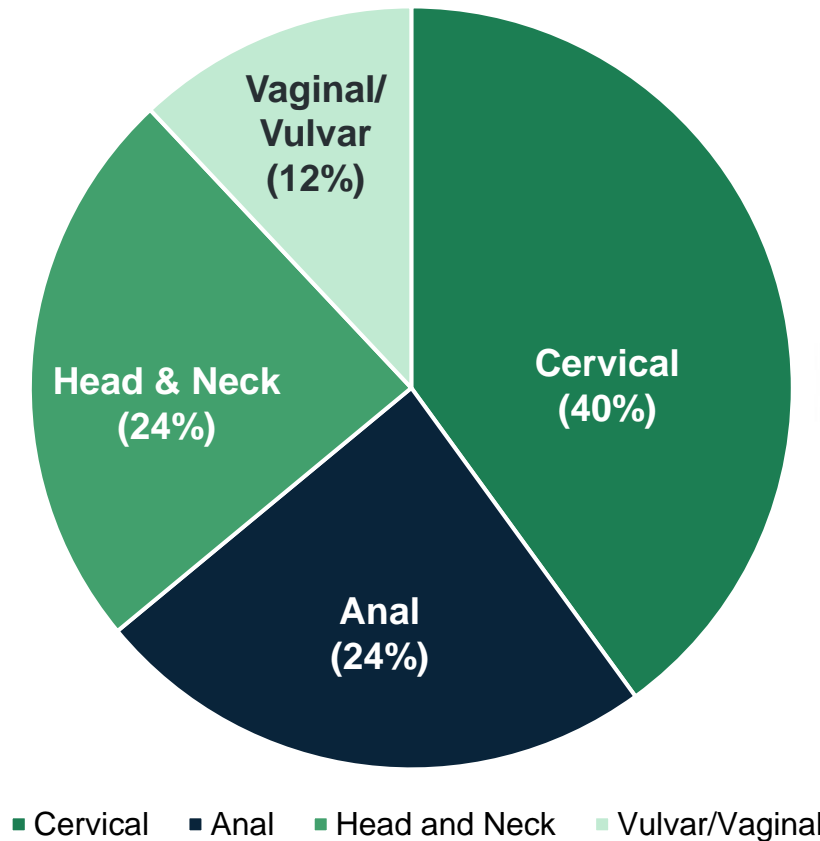
Phase 2 NCI-led clinical trial evaluating the triple combination of PDS0101, Bintrafusp alfa and M9241 in advanced HPV-associated cancer

Indication	Patients with advanced HPV-associated cancer <u>who have failed prior treatment</u>
Clinical Agents	Bintrafusp alfa: Bifunctional checkpoint inhibitor-“TGF-β trap” fusion protein M9241: Antibody-conjugated immuno-cytokine PDS0101: Versamune®-based immunotherapy generating HPV-specific CD8+ T-cells
Study goals	Group 1: Objective response rate (ORR) in <u>checkpoint inhibitor (CPI) naïve</u> patients Group 2: ORR in patients who have <u>failed checkpoint inhibitor therapy (CPI refractory)</u>
Timing	Full enrollment of 56 patients Complete enrollment expected by Q1 2022
Trial Sponsor	

The objective of this trial is to evaluate the potential of the triple combination to provide an effective therapy for patients with advanced and untreatable cancer

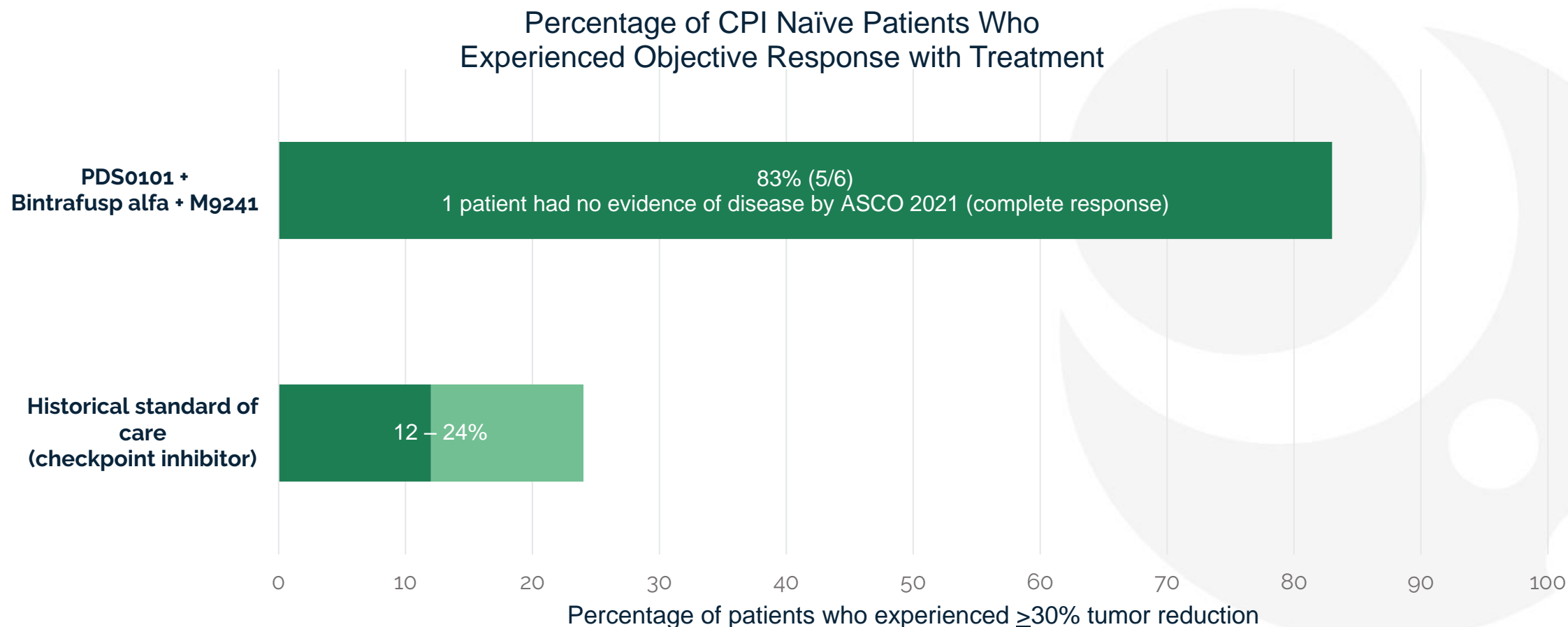
PDS0101 interim Phase 2 trial data presented by the NCI at ASCO 2021: Most HPV-associated cancers are represented - >95% of all US cases

Percentages of HPV-related cancers (anal, cervical, head and neck, vaginal and vulvar cancers) included in the interim data study population



* These numbers reflect data as of evaluation of 25 patients; numbers will change as more patients undergo evaluation

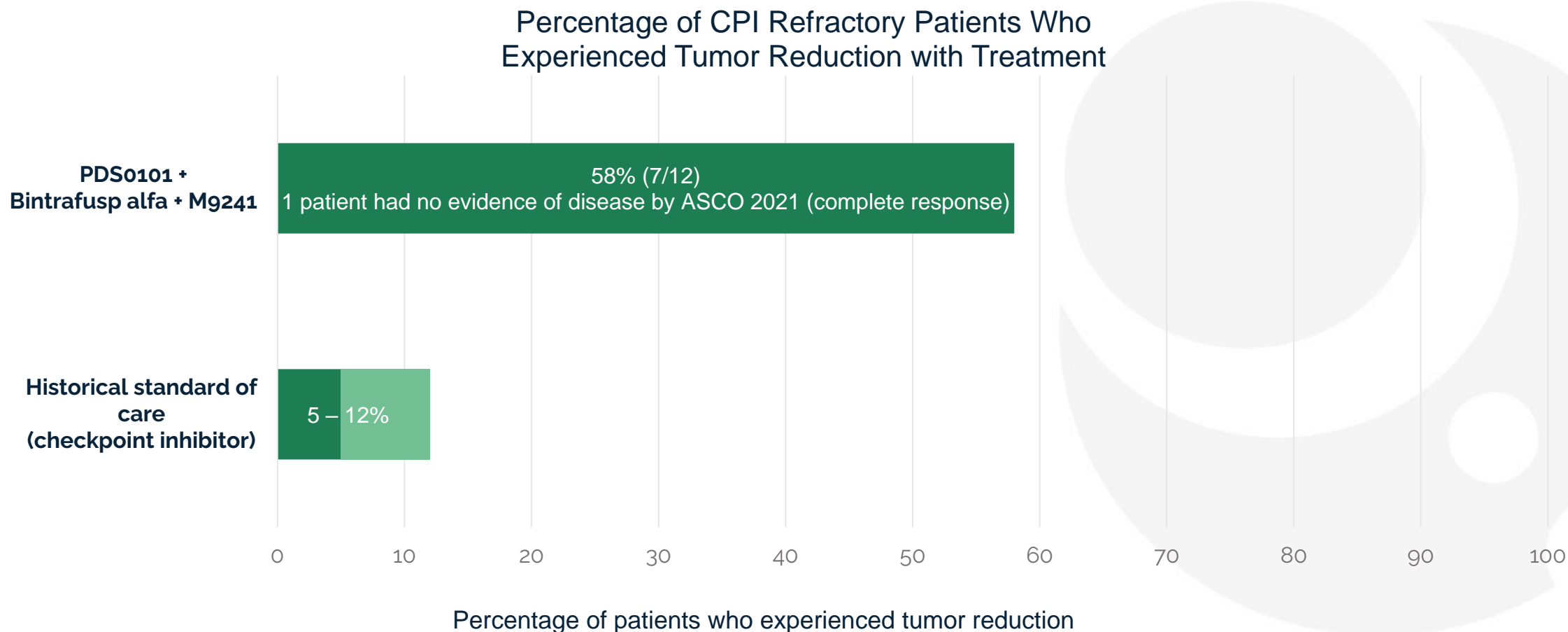
ASCO 2021: PDS0101 triple combination achieved 83% ORR among six advanced HPV16-positive CPI naïve patients, suggesting potential efficacy



* These numbers reflect data as of evaluation of 25 patients at a median of 8 months; numbers will change as more patients undergo evaluation

ASCO 2021: Triple combination achieved 58% tumor reduction among 12 HPV16 checkpoint inhibitor refractory patients

- *5 patients had already achieved an objective response (>30% tumor reduction)*



* These numbers reflect data as of evaluation of 25 patients at a median of 8 months; numbers will change as more patients undergo evaluation

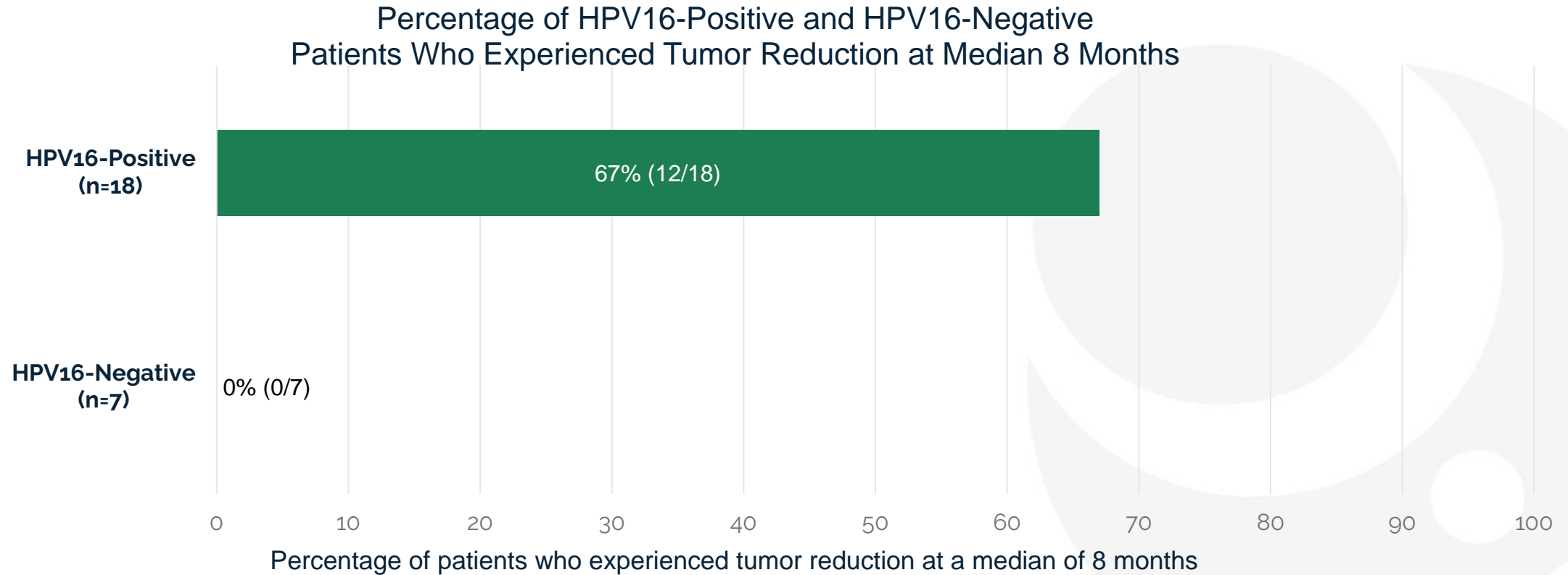
ASCO 2021: Triple combination shows promising durability of the anti-cancer efficacy in HPV16-positive checkpoint inhibitor naïve patients

	PDS0101 + Bintrafusp alfa + M9241	Standard of Care (Checkpoint Inhibitors)
	HPV16-positive	
Number of checkpoint inhibitor naïve patients	6	
<i>Ongoing objective responses at median of 8 months</i>	80% (4/5)	
<i>Survival at median of 8 months</i>	100% (6/6)	Historical is 7-11 months
Number of checkpoint inhibitor refractory patients	12	
<i>Ongoing tumor reduction at median of 8 months</i>	86% (6/7)	
<i>Ongoing objective responses at median of 8 months</i>	80% (4/5)	
<i>Survival at median of 8 months</i>	83% (10/12)	Historical is 3-4 months

Preliminary results suggest PDS0101 induction of *in vivo* highly active tumor-attacking HPV16 killer (CD8+) T-cells even in extensively treated and immunologically limited patients have the potential for effective disease reduction and ongoing responses

* These numbers reflect data as of evaluation of 25 patients; numbers will change as more patients undergo evaluation


ASCO 2021: Results in HPV16-negative patients suggests critical role of PDS0101-induced HPV16-specific CD8+ T-cells in promoting tumor reduction



Preliminary results suggest that HPV16-specific CD8+ and CD4+ T-cell induction by PDS0101 as predicted by preclinical studies may promote enhanced clinical benefit of the triple combination

* These numbers reflect data as of evaluation of 25 patients; numbers will change as more patients undergo evaluation

Phase 2 trial evaluating the combination of PDS0101/KEYTRUDA® for treatment of HPV16-positive metastatic/recurrent head and neck cancer (VERSATILE-002)

Indication	Treatment of patients with HPV16-positive head and neck cancer whose cancer has spread or returned
Clinical Agents	KEYTRUDA® (Standard of Care): Anti-PD1 checkpoint inhibitor (ORR ~20%) PDS0101: Versamune®-based immunotherapy generating HPV-specific CD8+ and CD4+ T-cells
Study goals	Group 1: Objective response rate (ORR) as <u>first-line treatment</u> in checkpoint inhibitor (CPI) naïve patients Group 2: ORR in patients who have failed checkpoint inhibitor therapy (CPI refractory)
Timing	Preliminary data anticipated Q4 2021/Q1 2022
Trial Partner	

Confirmation that PDS0101 enhances the therapeutic benefit of checkpoint inhibitors could expand evaluation of Versamune®-based therapies in multiple cancer indications

Phase 2 investigator-led trial evaluating the combination of PDS0101 and chemoradiation in patients with locally advanced cervical cancer (IMMUNOCERV)

Indication	Treatment of patients with locally advanced cervical cancer – Stages IB3-IVA
Clinical Agents	Chemoradiotherapy (CRT – Standard of Care): Cisplatin and radiation therapy PDS0101: Versamune®-based immunotherapy generating HPV-specific CD8+ and CD4+ T-cells
Study goals	Safety, rate of regression and local control in patients with primary tumor $\geq 5\text{cm}$ (n=35 patients)
Timing	Preliminary data anticipated 1H 2022 – Rate of complete response by PET-CT at 6 months and rate of tumor volume reduction by MRI at 30-40 days from start of treatment
Trial Sponsor	<small>THE UNIVERSITY OF TEXAS</small> MD Anderson Cancer Center

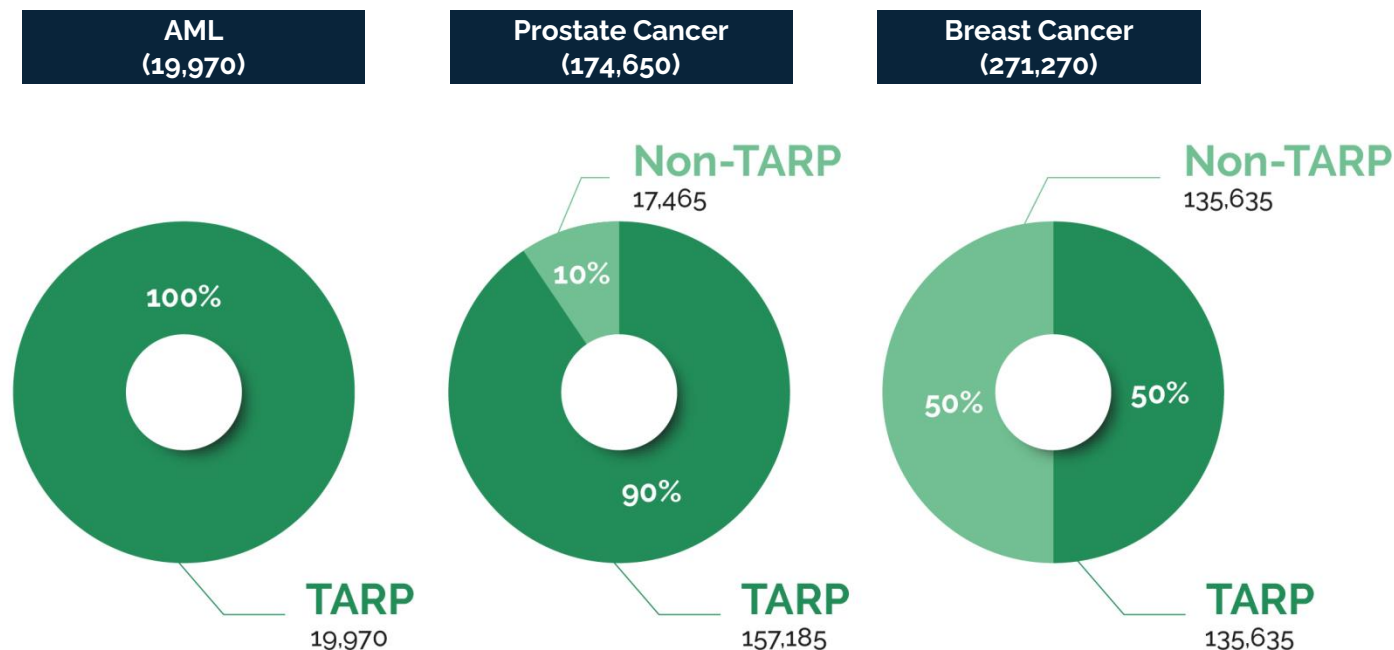
If successful, this study could support further investigation of Versamune®-based immunotherapies in combination with chemotherapy or CRT to treat multiple cancers

A 3D molecular model of a protein complex, likely a viral capsid, rendered in a light blue color. The structure is spherical with a highly textured, bumpy surface. Several smaller, green, Y-shaped or T-shaped molecular structures are scattered around the main complex, some appearing to be bound to its surface. The background is a solid dark blue.

Development of PDS0102

PDS0102 is designed to treat cancers caused by T-cell receptor gamma alternate reading frame protein (TARP), including AML, prostate and breast cancers

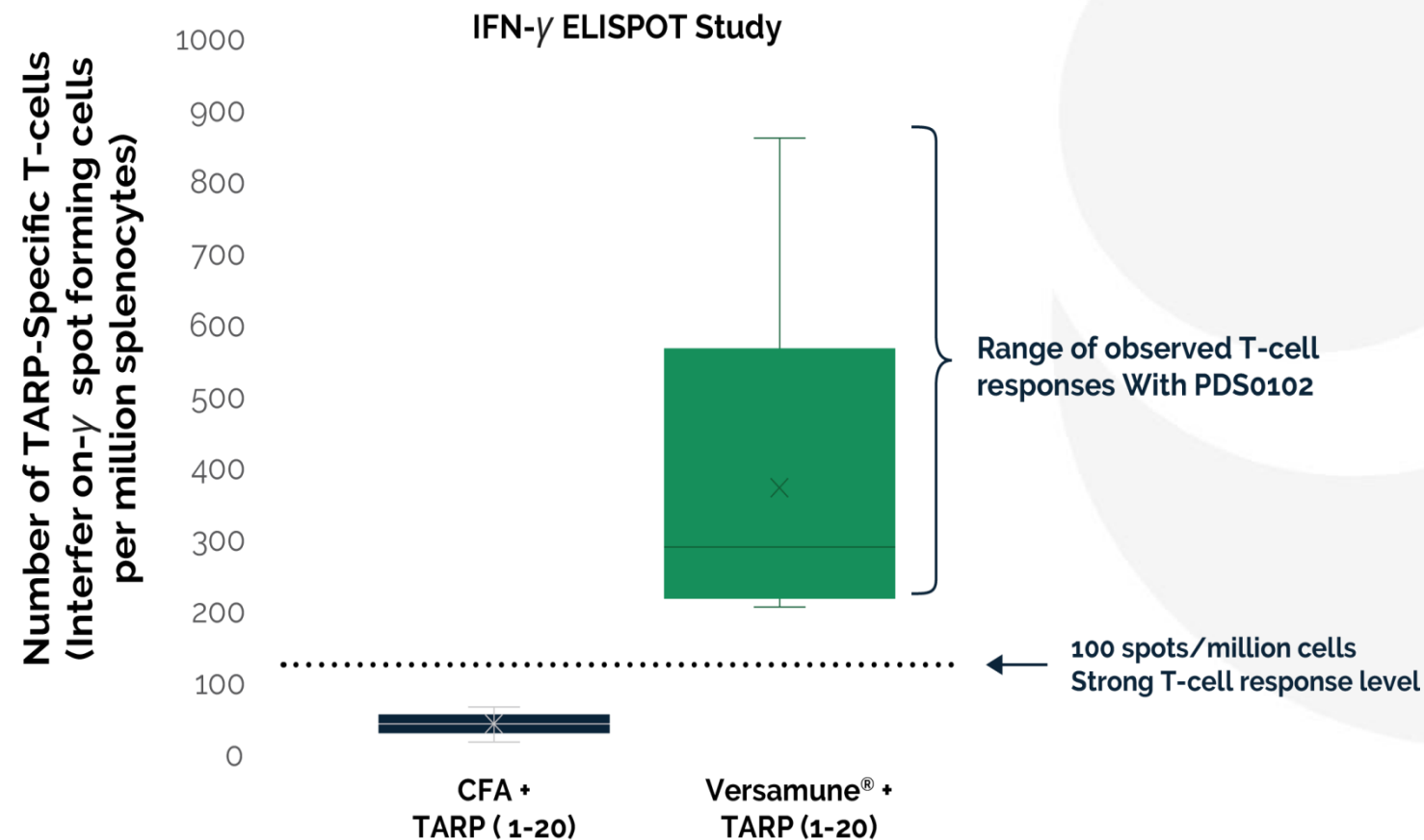
Approximately 470,000 patients are diagnosed annually with AML, prostate or breast cancer, most of which are associated with target T-cell receptor gamma alternate reading frame protein (TARP)



- **Acute Myeloid Leukemia (AML)**
 - Almost 20,000 cases in the US annually
 - TARP expressed in 100% of AML
- **Prostate cancer**
 - Almost 175,000 US cases annually
 - The immunogenic TARP protein is expressed in about 90% of prostate cancers at all stages of the disease[^]
- **Breast cancer**
 - More than 270,000 US cases annually
 - TARP expressed in about 50% of breast cancers at all stages of the disease

PDS0102 may provide superior induction of TARP-specific tumor attacking CD8+ killer T-cells

PRE-CLINICAL OPTIMIZATION STUDIES: TARP-Specific T-cell Induction after 2 injections of PDS0102

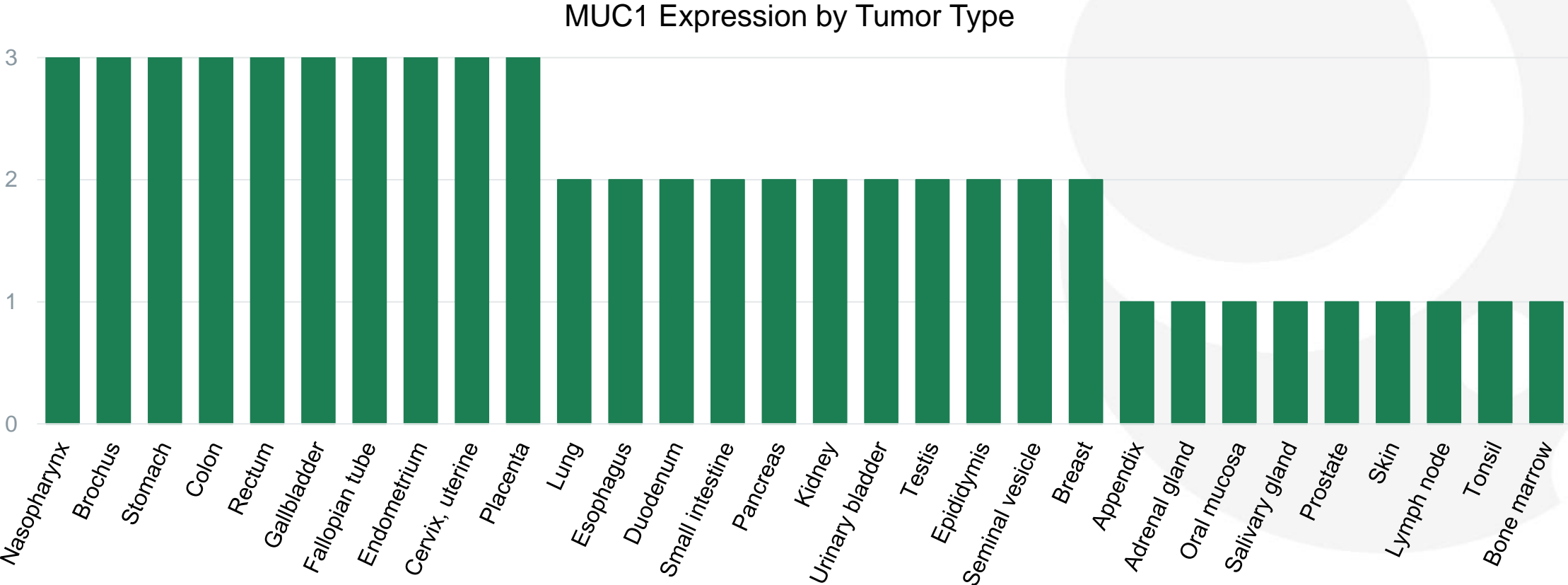


A 3D molecular model of a protein complex, likely a viral capsid, rendered in a light blue color. The structure is spherical with a highly textured, bumpy surface. Several smaller, green, Y-shaped or T-shaped molecular structures are scattered around the main complex, some appearing to be bound to its surface. The background is a solid dark blue.

Development of PDS0103

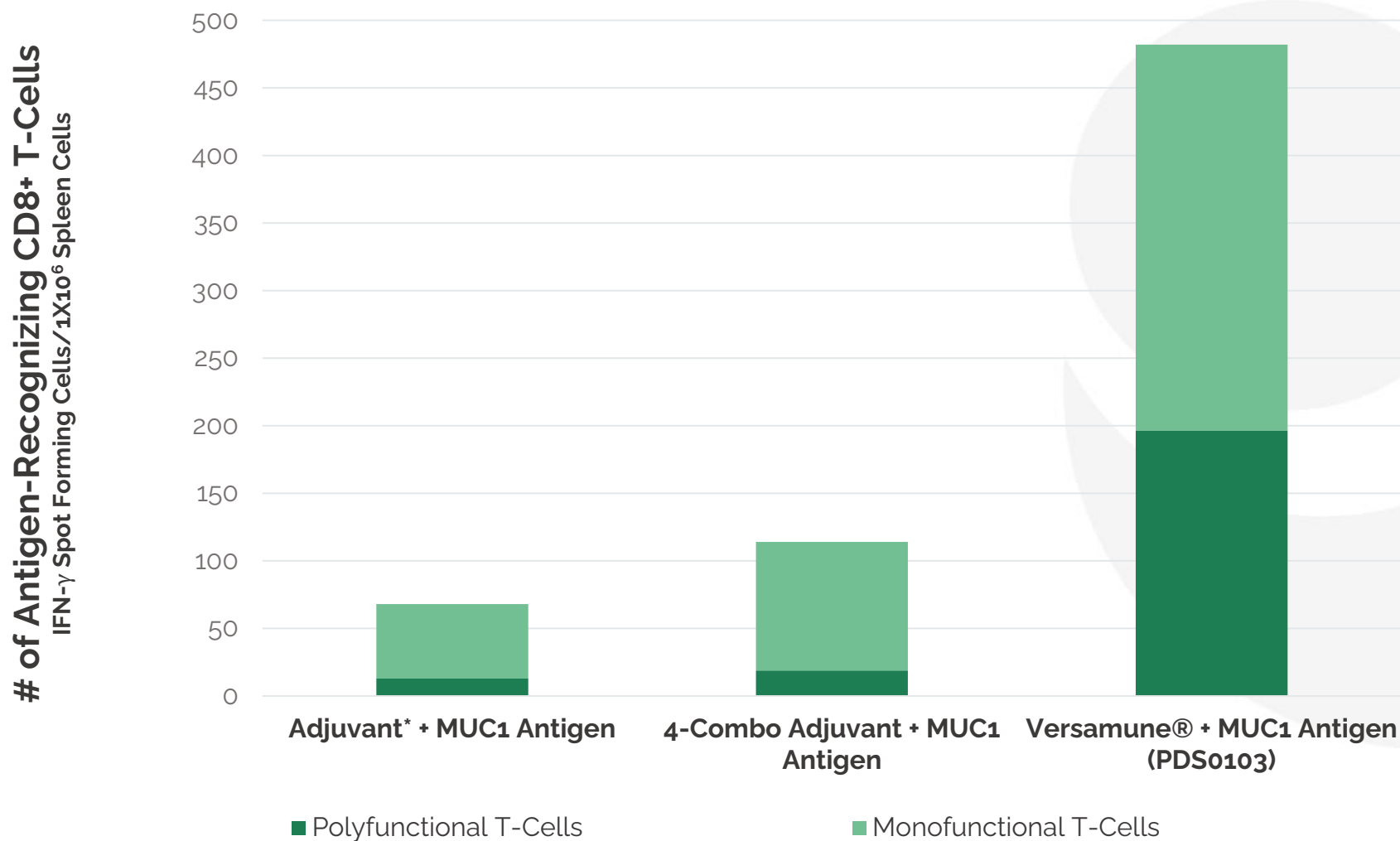
PDS0103 is designed to treat cancers caused by mucin-1 (MUC1), which is highly expressed in solid tumors and is associated with poor prognosis

Clinical trial design will seek to evaluate PDS0103 in tumor types with the highest expression of MUC1 and the greatest differences in MUC1 expression between malignant and healthy tissue



Greater quantity and quality of Versamune®-induced CD8+ killer T-cells may result in ability to eradicate MUC1-positive tumors

- Induced a >10-fold number of polyfunctional MUC1 specific CD8+ T-cells





PDS0101 Near-Term Milestones and Market Opportunities

Projected milestones through 2022*



PDS Biotech Funded Clinical Trials

Partner Co-Funded Clinical Trials



PDS0101

Preliminary efficacy data from advanced HPV-associated cancer trial (NCI)



Interim data from HPV-associated cancer trial (NCI)



Expected completion of HPV-associated cancer trial (NCI)



Preliminary data from VERSATILE-002 (KEYTRUDA® combo) expected



Preliminary data from ImmunoCerv (MD Anderson) expected



PDS0102

Planned initiation of Phase 1/2 clinical trial in TARP-related cancers



PDS0103

Planned initiation of Phase 1/2 clinical trial in MUC1-related cancers





PDS Biotechnology

Nasdaq: PDSB

*Developing powerful, safe, versatile
immunotherapies*