

Transforming How the Immune System Targets and Fights Cancer to Promote Survival

Precision Designed Science For Immunotherapy

NASDAQ: PDSB

September 2024

Forward-Looking Statements

This communication contains forward-looking statements (including within the meaning of Section 27E of the United States Securities Exchange Act of 1934, as amended, and Section 27A of the United States Securities Act of 1933, as amended) concerning PDS Biotechnology Corporation (the "Company") and other matters. These statements may discuss goals, intentions and expectations as to future plans, trends, events, results of operations or financial condition, or otherwise, based on current beliefs of the Company's management, as well as assumptions made by, and information currently available to, management. Forward-looking statements generally include statements that are predictive in nature and depend upon or refer to future events or conditions and include words such as "may," "will," "should," "would," "expect," "anticipate," "plan," "likely," "believe," "estimate," "project," "intend," "forecast," "guidance," "outlook" and other similar expressions among others. Forward-looking statements are based on current beliefs and assumptions that are subject to risks and uncertainties and are not guarantees of future performance. Actual results could differ materially from those contained in any forward-looking statement as a result of various factors, including, without limitation: the Company's ability to protect its intellectual property rights; the Company's anticipated capital requirements, including the Company's anticipated cash runway and the Company's current expectations regarding its plans for future equity financings; the Company's dependence on additional financing to fund its operations and complete the development and commercialization of its product candidates, and the risks that raising such additional capital may restrict the Company's operations or require the Company to relinquish rights to the Company's technologies or product candidates; the Company's limited operating history in the Company's current line of business, which makes it difficult to evaluate the Company's prospects, the Company's business plan or the likelihood of the Company's successful implementation of such business plan; the timing for the Company or its partners to initiate the planned clinical trials for PDS01ADC, Versamune® HPV and other Versamune® and Infectimune® based product candidates; the future success of such trials; the successful implementation of the Company's research and development programs and collaborations, including any collaboration studies concerning PDS01ADC, Versamune® HPV and other Versamune® and Infectimune® based product candidates and the Company's interpretation of the results and findings of such programs and collaborations and whether such results are sufficient to support the future success of the Company's product candidates; the success, timing and cost of the Company's ongoing clinical trials and anticipated clinical trials for the Company's current product candidates, including statements regarding the timing of initiation, pace of enrollment and completion of the trials (including the Company's ability to fully fund its disclosed clinical trials, which assumes no material changes to the Company's currently projected expenses), futility analyses, presentations at conferences and data reported in an abstract, and receipt of interim or preliminary results (including, without limitation, any preclinical results or data), which are not necessarily indicative of the final results of the Company's ongoing clinical trials; any Company statements about its understanding of product candidates mechanisms of action and interpretation of preclinical and early clinical results from its clinical development programs and any collaboration studies; to aid in the development of the Versamune® platform; and other factors, including legislative, regulatory, political and economic developments not within the Company's control. The foregoing review of important factors that could cause actual events to differ from expectations should not be construed as exhaustive and should be read in conjunction with statements that are included herein and elsewhere, including the risk factors included in the Company's annual, quarterly and periodic reports filed with the Securities and Exchange Commission ("SEC"). The forward-looking statements are made only as of the date of this press release and, except as required by applicable law, the Company undertakes no obligation to revise or update any forward-looking statement, or to make any other forward-looking statements, whether as a result of new information, future events or otherwise. This presentation shall not constitute an offer to sell or the solicitation of an offer to buy any securities, nor shall there be any sale of any securities in any state or jurisdiction in which such offer, solicitation or sale would be unlawful prior to registration or qualification under the securities laws of any such state or jurisdiction.

Versamune® and Infectimune® are registered trademarks of PDS Biotechnology Corporation.

KEYTRUDA® is a registered trademark of Merck Sharp and Dohme LLC, a subsidiary of Merck & Co., Inc., Rahway, NJ, USA.

Late-Stage Head and Neck Cancer Program as Value Catalyst

High-Value Lead Program
with strong KOL support



- Targeted immunotherapy in HPV16-positive Recurrent and/or Metastatic Head & Neck Squamous Cell Carcinoma (R/M HNSCC)

Promising Phase 2 Data



- 30 months median Overall Survival (mOS)
- 77% Disease Control Rate (DCR)
- Well tolerated: 9% Grade 3, 1% Grade 4 AE

Potent Long-Lasting
"Memory" T Cells



- Induction of right type and quantity of potent tumor-accumulating killer T cells observed in comprehensive preclinical and human studies

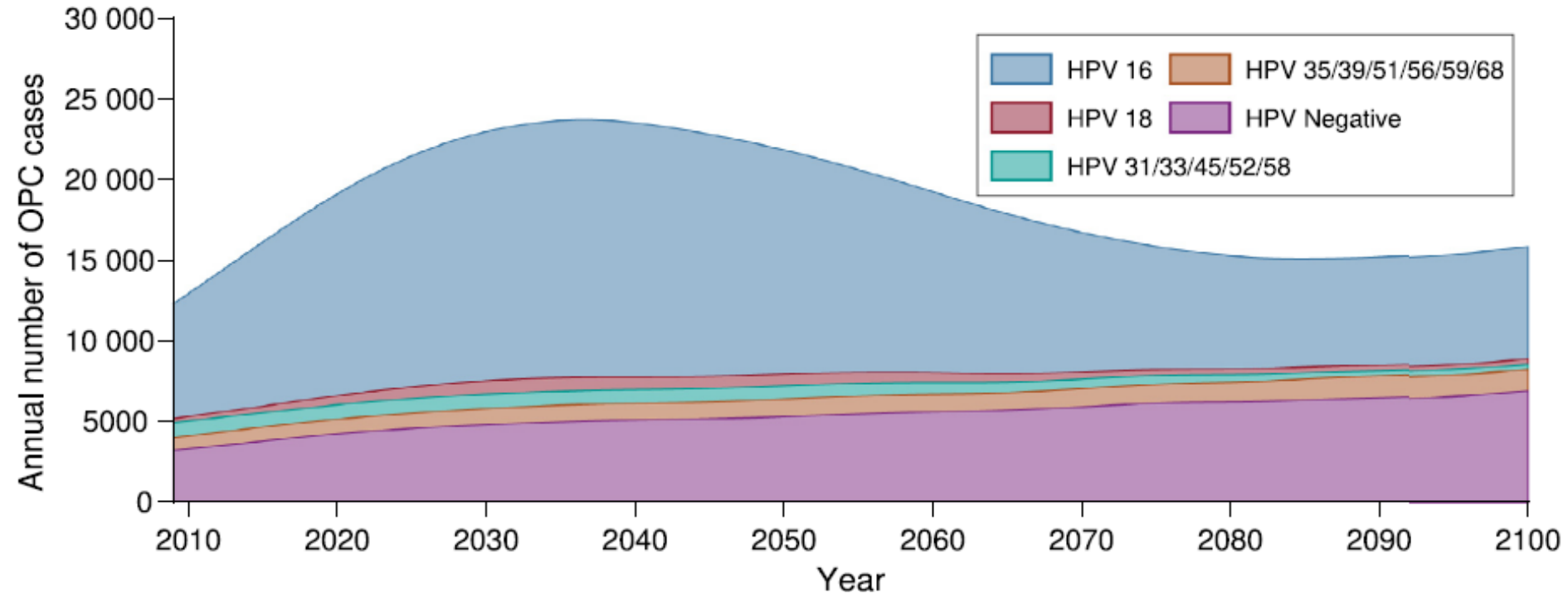
Phase 3 Design



- Fast Track designation for Versamune® HPV in HNSCC
- Alignment with FDA on Phase 3 study design
- Trial initiation planned for Q4-2024

Significant and Growing Market Potential in HPV16-positive HNSCC

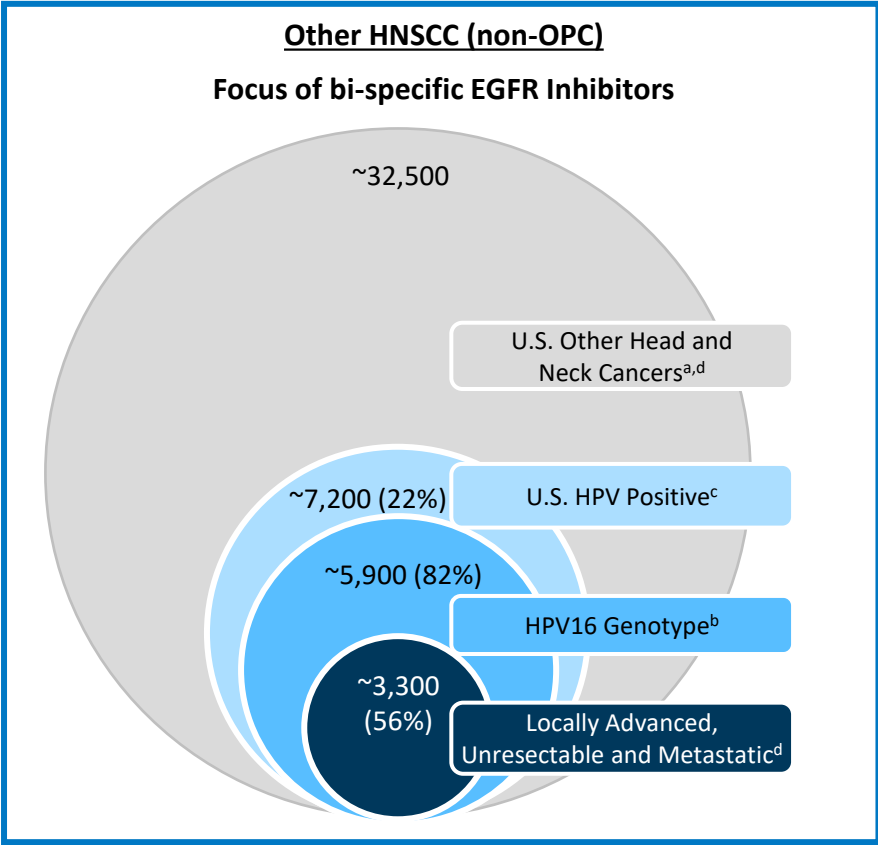
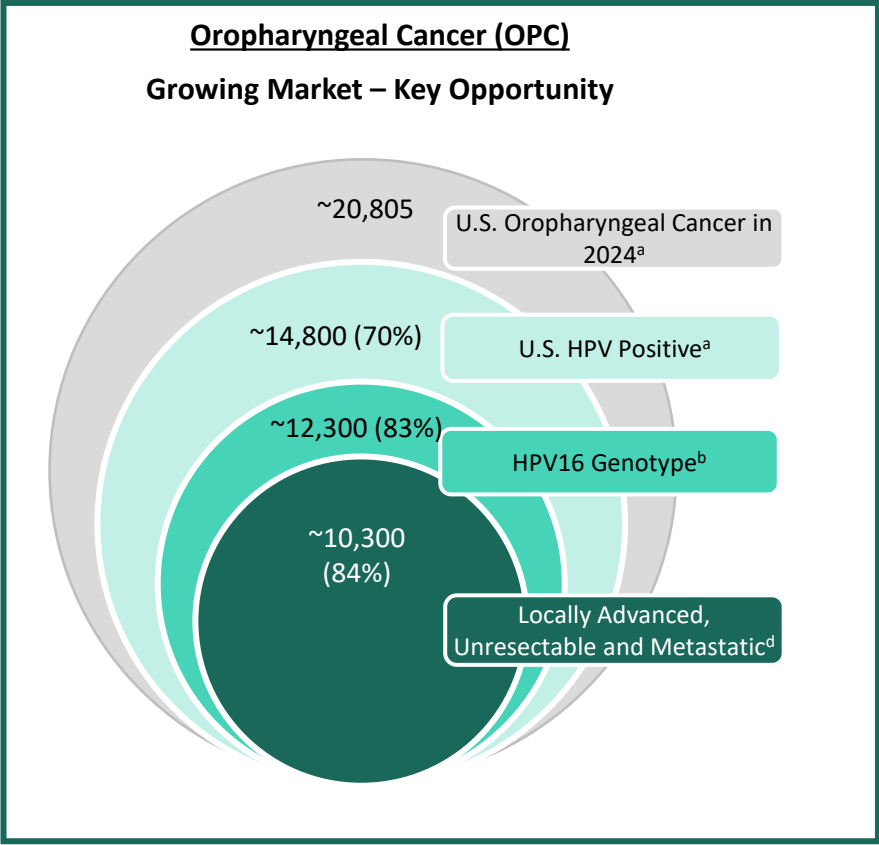
HPV16 to Drive Increased HNSCC Incidence Rates & Exceed 50% of all HNSCC by mid 2030s¹



- Current US annual incidence of HPV16-positive HNSCC = 18,000 (~35-40% of all HNSCC)²⁻⁴
- Incidence of locally advanced, unresectable, metastatic HPV16+ HNSCC = 13,600⁴⁻⁷
- Versamune® HPV US Market Potential = \$2-3B*
- EU HPV+ HNSCC incidence and trends similar to US

Approx. 13,600 US Patients Annually with Advanced HPV16-positive HNSCC

Epidemiology-Based Estimate of Addressable Population: HNSCC⁸



*ICD-O-3 site codes C01.9, C02.4, C02.8, C05.1, C05.2, C09.0, C09.1, C09.8, C09.9, C10.0, C10.1, C10.2, C10.3, C10.4, C10.8, C10.9, C14.0, C14.2, and C14.8;

**Other head and neck cancers include sinonasal, oral cavity, laryngeal, and nasopharyngeal with calculations based on weighted average with share of total head and neck cancers

Sources: ^aCDC.gov accessed January 2022; ^bSaraiya, Mona et al. "US assessment of HPV types in cancers: implications for current and 9-valent HPV vaccines." Journal of the National Cancer Institute vol. 107,6 djv086. 29 Apr. 2015, doi:10.1093/jnci/djv086; SEER, Accessed February 2024; ^cIsayeva, et al., Human Papillomavirus in Non-Oropharyngeal Head and Neck Cancers: A Systematic Review (2012); ^dSEER, Accessed February 2024; ^dMazul, A., et al., Disparities in head and neck cancer incidence and trends by race/ethnicity and sex;

Significant Unmet Needs Remain in Recurrent/Metastatic HPV16 HNSCC

Standard of Care for Recurrent or Metastatic HNSCC – Published Results*⁹

	KEYTRUDA®	KEYTRUDA® Plus Chemo	Chemotherapy + EGFR Inhibitor
Objective Response Rate (ORR)	19%	36%	35%
Progression Free Survival (PFS)	3.2 mos	5.0 mos	5.0 mos
Median Overall Survival (OS)	12.3 mos	13.6 mos	10.3 mos
Treatment Related Grade 3+ Toxicities	17%	72%	69%

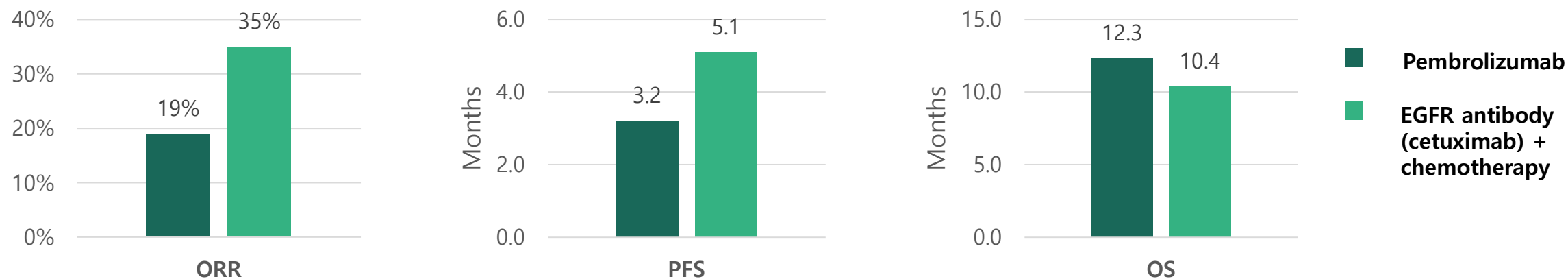
Oncologists¹⁰ – Stated Unmet Medical Needs in HPV16 HNSCC

- **HPV16-Specificity:** Need Targeted treatment option to address the growing population of HPV16-positive HNSCC and improve outcomes
- **Improved Survival:** Need Novel MOA that provides enhanced survival
- **Improved Durability:** Need Novel MOA that is clinically effective and provides more durable (long-term) responses.
- **Improved Safety:** Need Safe treatments that may be used with or in place of current standard of care and chemotherapy

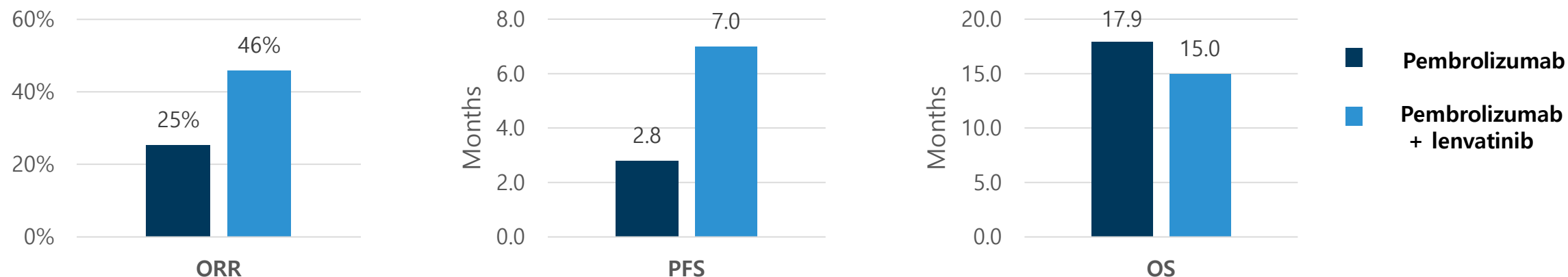
Versamune® HPV may Address a Significant Unmet Need in R/M HNSCC

Improved ORR and PFS Have Not Resulted in FDA-Required Improved Patient Survival

KEYNOTE-048⁹

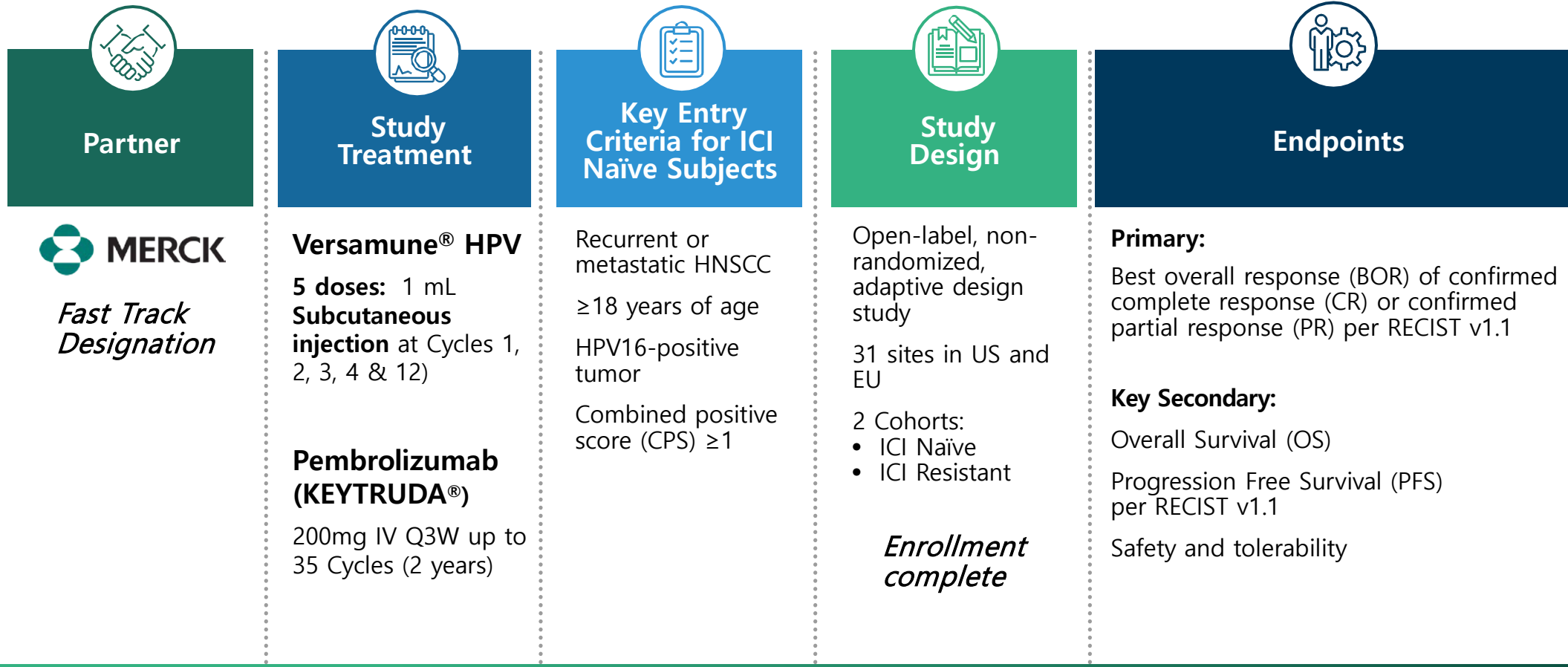


LEAP-010¹¹



VERSATILE-002: A Global Phase 2 Study of Versamune® HPV and Pembrolizumab in Subjects with HPV16-positive Recurrent/Metastatic HNSCC

Study Evaluating Effects of Versamune® HPV Attributes on Clinical Responses



VERSATILE-002: Most Patients Had Recurrent Disease and CPS Score 1-19

Key Demographics and Treatment Exposure¹²

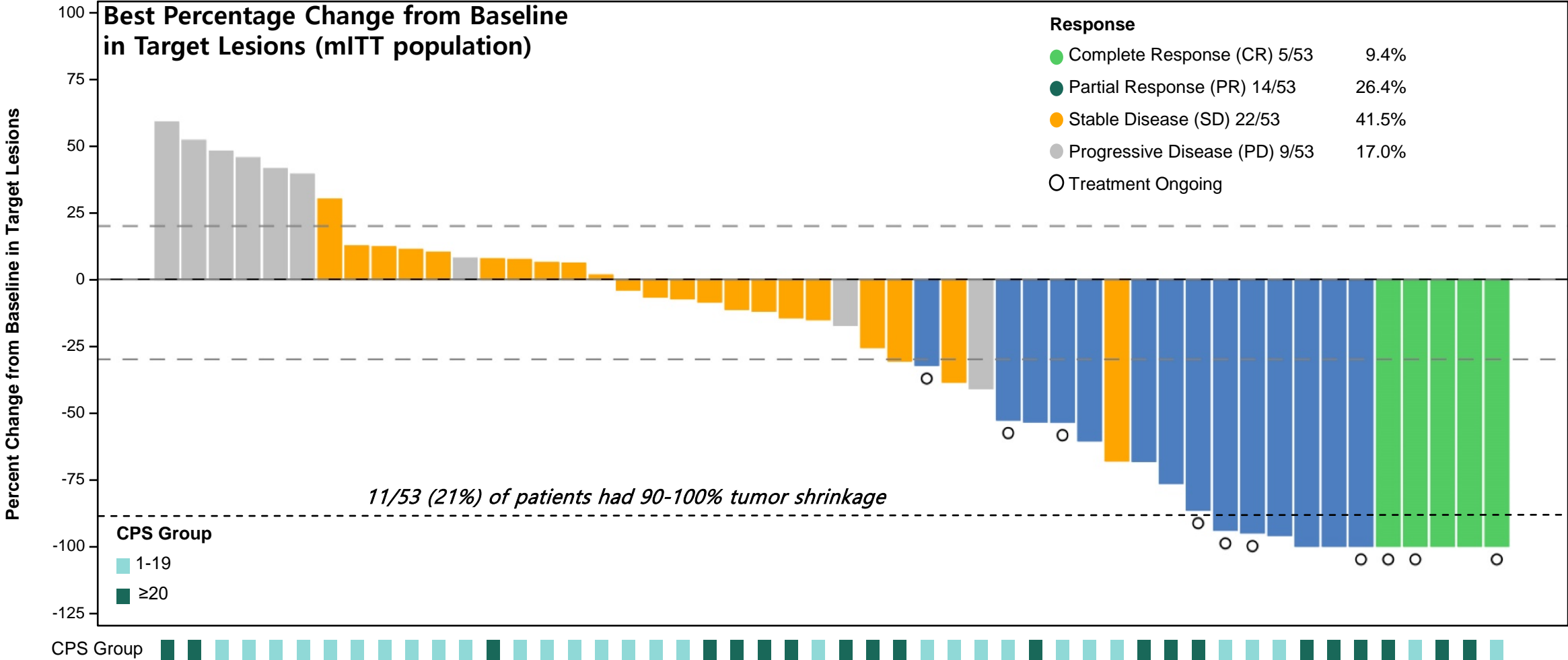
Demographic/Baseline Characteristic	Efficacy Population (N=53)
Age, Median (Min, Max)	64.0 (46, 83)
Sex, n (%)	
Male	49 (92.5)
Female	4 (7.5)
Race, n (%)	
Asian	1 (1.9)
Black or African American	1 (1.9)
White	50 (94.3)
Other	1 (1.9)
ECOG, n (%)	
0	30 (56.6)
1	23 (43.4)
CPS, n (%)	
1-19	32 (60.4)
≥20	21 (39.6)
Prior Therapy*, n (%)	
No Prior Therapy	10 (18.9)
Chemotherapy Only	3 (5.7)
Chemotherapy + Radiation Therapy	40 (75.5)

Historical Responses⁹

- Published data reports lower ORR, PFS and OS with pembrolizumab in patients with CPS 1-19 vs. CPS ≥ 20
- Published data reports lower responses in patients with recurrent disease

← Lower pembrolizumab responses

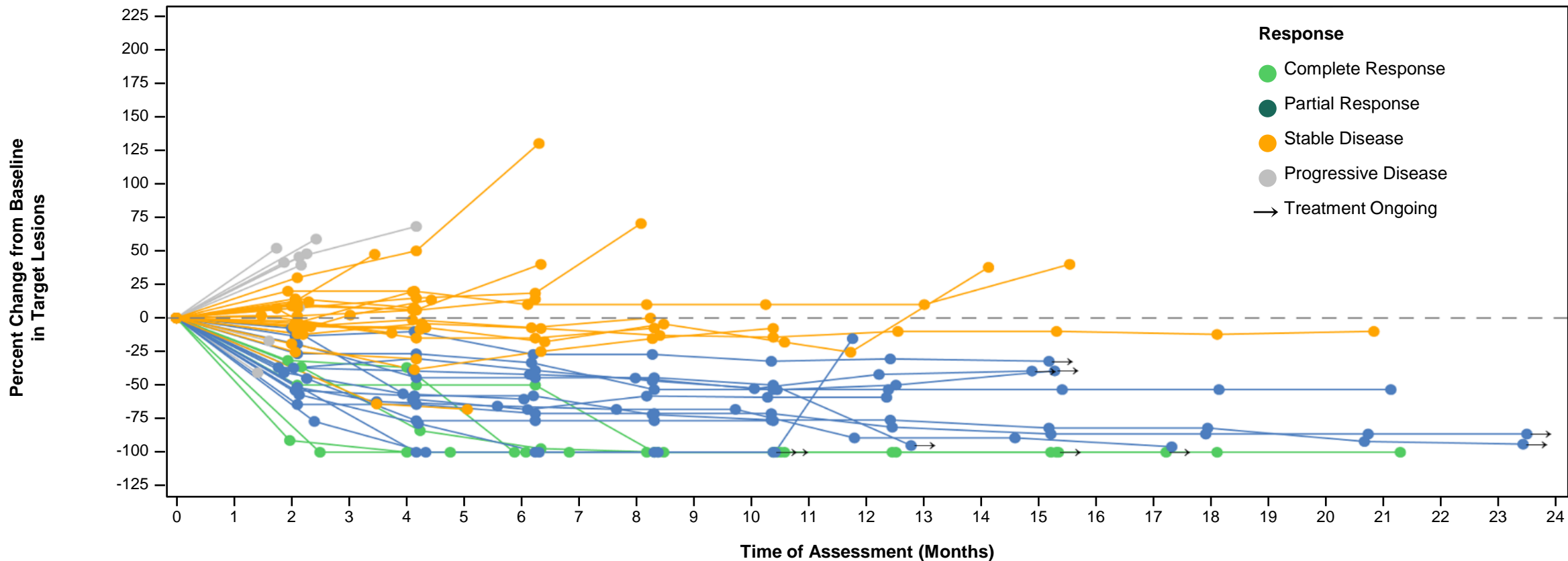
Versamune® HPV + ICI Promoted Deep Tumor Regression in Several Patients Independent of CPS Score; Confirmed Disease Control Rate of 77.4%¹²



Extended Disease Control Observed in Majority of Patients

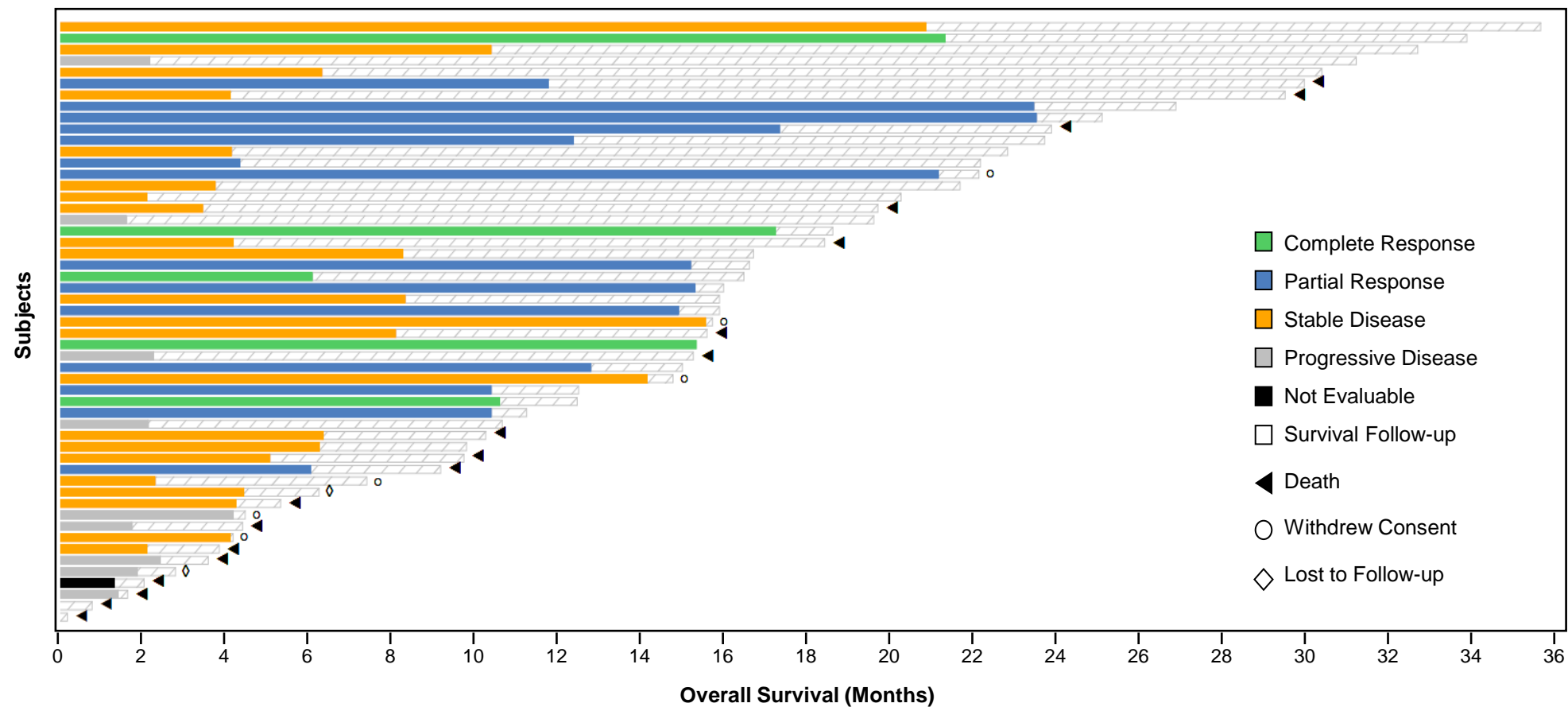
Promising Long-Lasting Immune Response with CR, PR and SD Maintained Long-Term¹²

Best Percentage Change from Baseline in Target Lesions



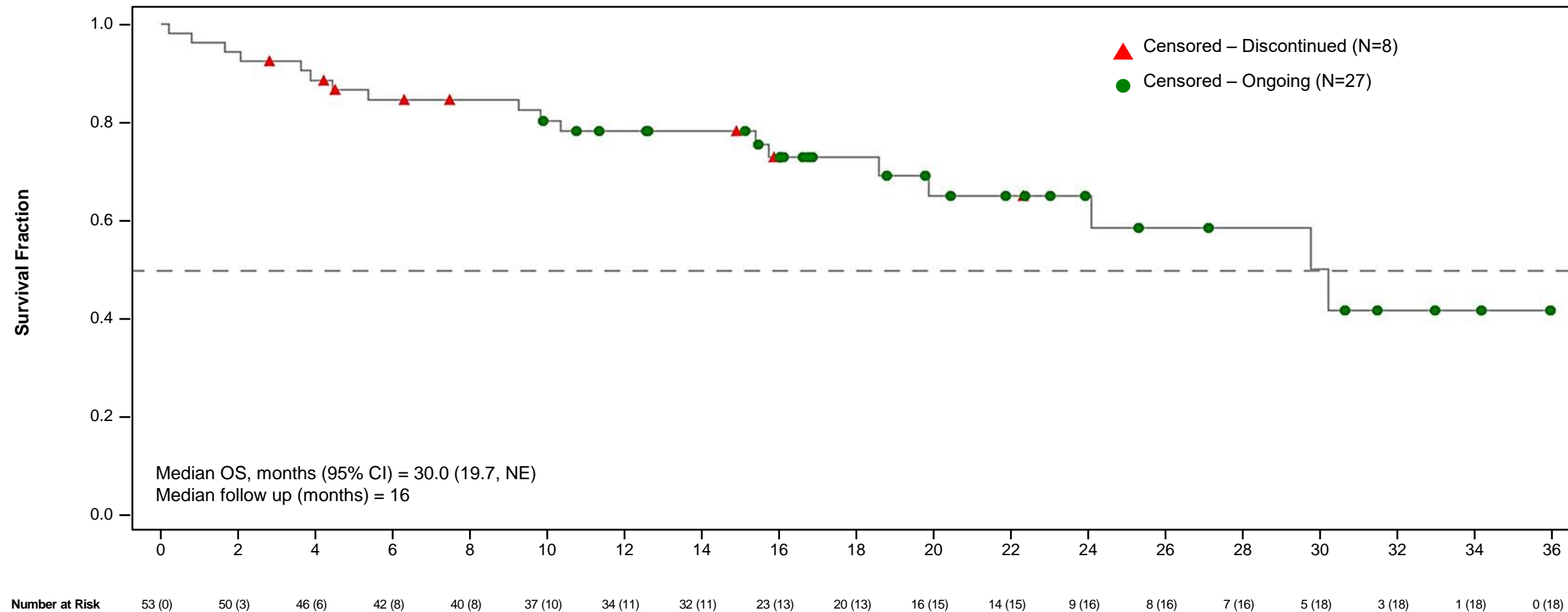
Survival Exceeds Historical Median Survival in Majority of Patients

Swimmer Plot of Overall Survival and Progression Free Survival¹²



Median Overall Survival of 30 Months¹²

Multiple Patients Approaching 3 Years of Survival



Versamune® HPV Plus Pembrolizumab Appears to be Well Tolerated

8/87 (9%) Patients had a Grade 3 TRAE*; 1/87 (1%) had a Grade 4 TRAE**

TRAEs by Grade	n (%)
Any Combination TRAE	76 (87.4)
Grade 1	40 (46.0)
Grade 2	26 (29.9)
Grade 3	8 (9.2)
Grade 4	1 (1.1)
Grade 5	0

Non-Injection Site TRAEs ≥ 5%	n (%)
Fatigue	30 (34.5)
Headache	13 (14.9)
Diarrhea	10 (11.5)
Pruritis	9 (10.3)
Rash	7 (8.0)
Malaise	6 (6.9)
Pyrexia	6 (6.9)
Pain	5 (5.7)
Cough	5 (5.7)

Protocol stipulates 5 subcutaneous injections of Versamune® HPV: 4 injections over 2 months and a final injection after an additional 6 months

*Grade 3 Combination-TRAE were: Fatigue (2), Rash, Alanine aminotransferase increased, Blood alkaline phosphatase increased, Lymphocyte count decreased, Autoimmune colitis, Colitis, Headache, Acute kidney injury, Hyponatremia, Hyperglycemia,

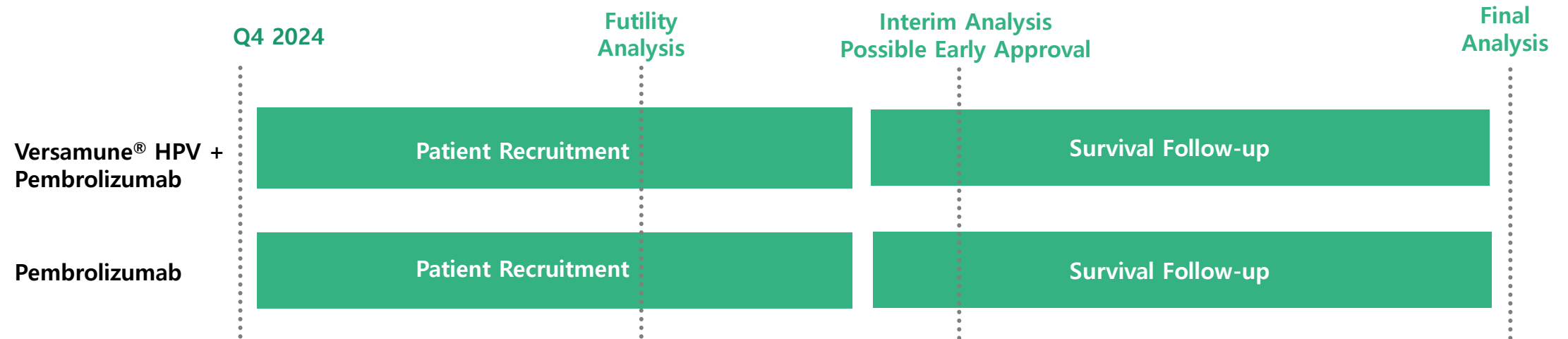
**Grade 4 Combination-TRAE: encephalitis (case recorded approx. one year after last Versamune® HPV dose)

VERSATILE-002 Summary of Results

- Study has met primary ORR endpoint by RECIST v1.1 in ICI naïve patients
- ORR by Investigator Assessment: 36% (CPS ≥ 1) and 48% (CPS ≥ 20)
 - 21% of patients had 90-100% shrinkage of their tumors
- Versamune® HPV + KEYTRUDA® may significantly impact DCR and OS in first line treatment of recurrent/metastatic HPV16 positive head and neck cancer
 - Median OS of 30 months in patients with CPS ≥ 1 and in patients with CPS ≥ 20
 - DCR of 77.4% in patients with CPS ≥ 1 ; 81% in patients with CPS ≥ 20
 - PFS of 6.3 months in patients with CPS ≥ 1 ; 14.1 months in patients with CPS ≥ 20
- Therapy appears to be well tolerated
- Biomarker and clinical data suggests that Versamune® HPV induces the right type and quantity of potent tumor targeting memory T cells that promote patient survival

VERSATILE-003 First Line Recurrent/Metastatic HNSCC Study Design

Aligned with FDA on Study Design and Initiation



Randomized controlled trial

- N = 440
- 2:1 randomization

Primary Endpoint

- Overall Survival (OS)

Secondary Endpoints

- Objective Response Rate (ORR)
- Disease Control Rate (DCR)
- Duration of Response (DoR)
- Progression Free Survival (PFS)

Key Eligibility Criteria

- HPV16-positive HNSCC
- CPS ≥ 1
- ≥ 18 years of age
- ECOG 0-1

VERSATILE-003 Trial Implementation

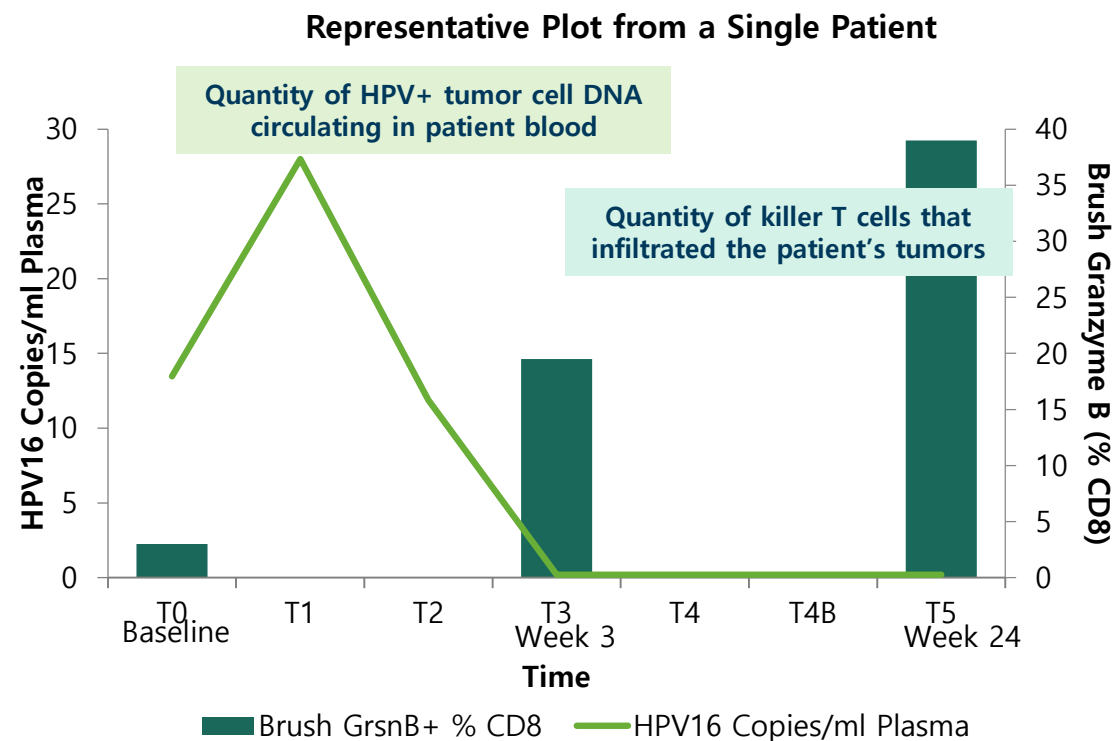
Enabling Q4 2024 Patient Enrollment

- CRO engaged in site selection and preparation, investigator agreements, etc.
- Approx. 130 sites
 - Site locations: US, Canada, UK, EU, Latin America
- 18-24 months estimated time to full enrollment
- 18 months estimated time to futility analysis
- Interim analysis for OS following event trigger

Versamune® HPV Biomarker Studies (CD8+ T Cells)

Long-Term Tumor Infiltration and Accumulation of Multi-functional CD8+ T Cells

Clinical: CD8 T Cell Accumulation in Tumor Correlated with Elimination of Circulating Cancer Cells (ctDNA)^{13,14}

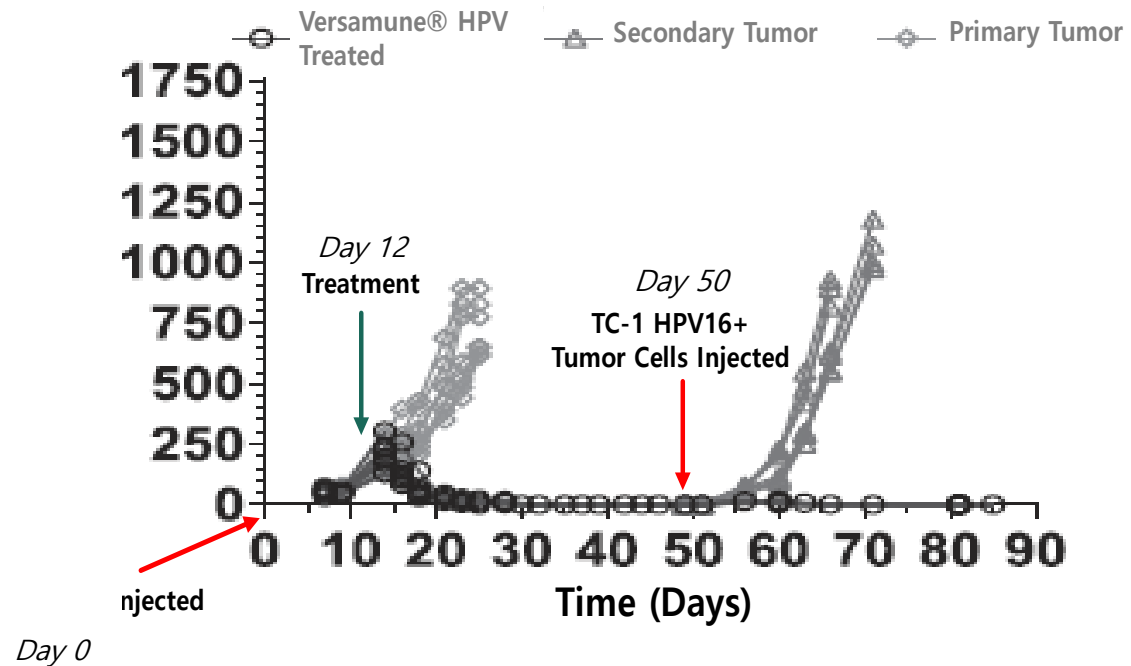


- Stage III and IV locally advanced cervical cancer patients treated with Versamune® HPV and chemoradiotherapy
- Increase in CD8 T cells in the tumor observed Day 0 to Week 24 - *Supports durable responses*
- 91.7% clearance of ctDNA at Week 5 vs 53.1% clearance with CRT alone - *Supports long-term benefit*
- ORR of 100% reported in the first 8 patients, 0% disease recurrence or disease-related deaths in 1-year follow-up

Preclinical Versamune® HPV Biomarker Studies (Memory T Cells)

Memory T cells Promoted Immune Surveillance and Prevented Re-establishment of Cancer

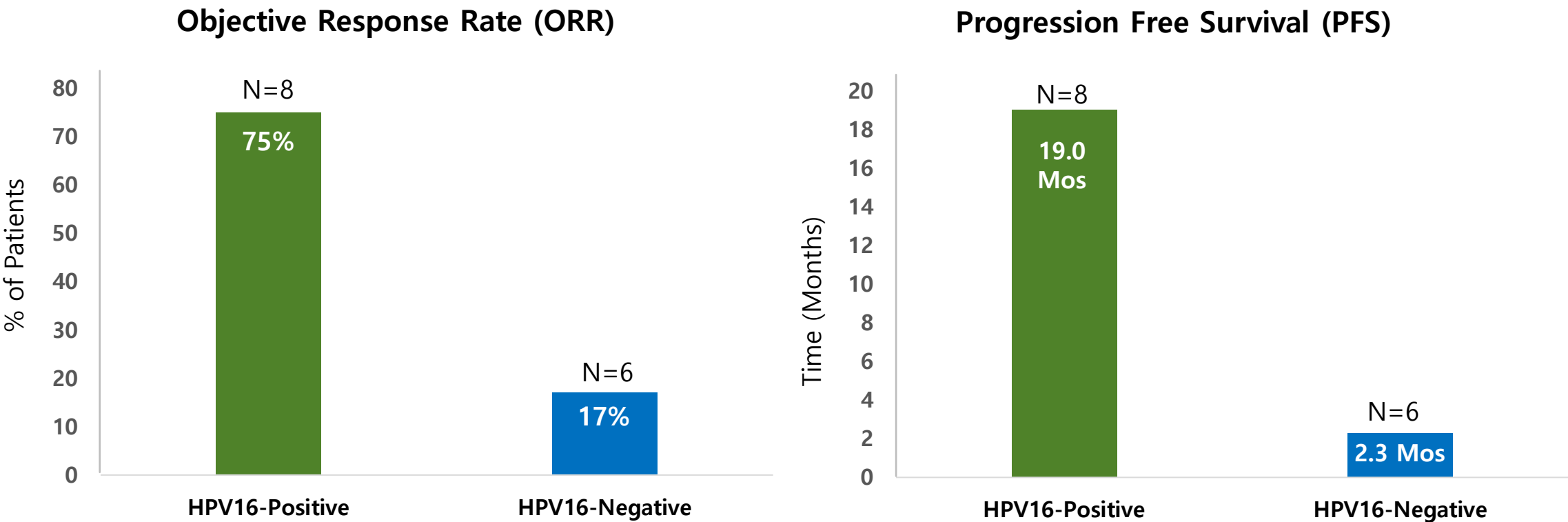
CD8 T Cells Attacked the Cancer Leading to Tumor Eradication & Memory T Cells Prevented Re-establishment¹⁵



- Day 0: HPV16+ TC1 tumor cells were injected into mice
- Day 12: Resulting tumors had a size of ~250mm³ (volume)
- Day 12: A group of the mice received a single injection of Versamune® HPV
- Day 25: All treated mice had complete regression of their tumors
- Day 50: 2 sets of mice were injected with the TC1 tumor cells
 - Set 1: Mice previously treated with Versamune® HPV
 - Set 2: Naïve mice NOT previously treated with Versamune® HPV
- Only the mice that had been previously treated with Versamune® HPV were protected against the cancer with no tumor growth

Triple Combination Trial Inclusion of HPV16-Negative Patients in ICI Naïve Cohort Provided Internal Study Control & Demonstrated Versamune® HPV Specificity

Versamune® HPV May be Effective HPV16-targeted Immunotherapy



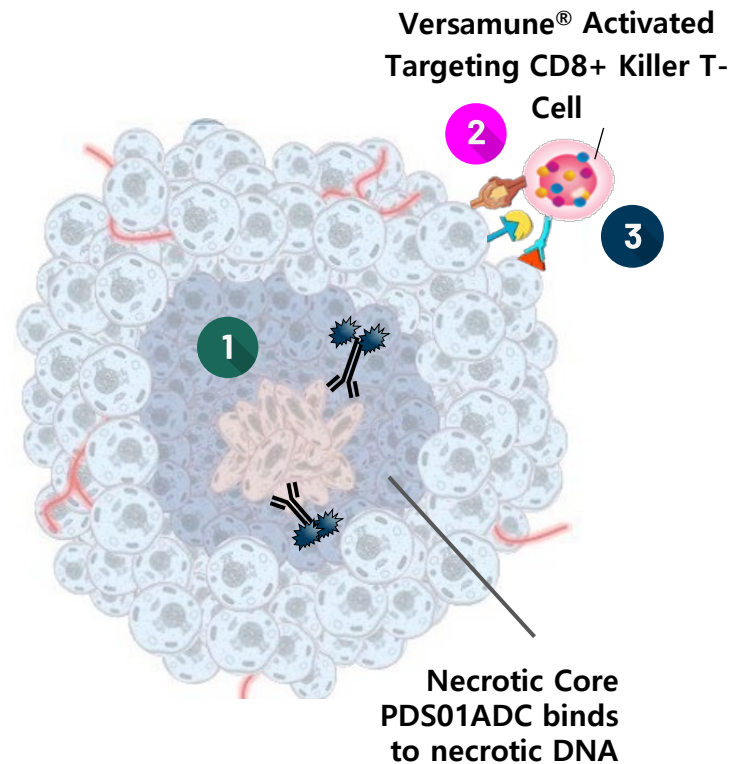
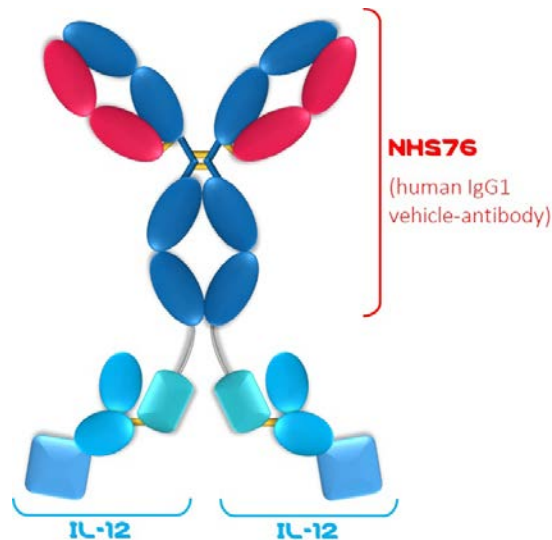
Versamune® HPV + PDS01ADC: Novel Anti-Tumor Mechanism

PDS01ADC + Versamune® HPV + ICI Combination May Overcome Tumor Immune Suppression

PDS01ADC

IL-12 fused antibody drug conjugate

Tumor Necrosis Targeting Ab (NHS76) –
Binds to exposed DNA



TME: Tumor microenvironment

Inside

- 1 PDS01ADC**
Infiltrates TME; Weakens Tumor's Protection from Immune System¹⁶

Stimulates T Cells in TME to Promote Expansion + Prolonged, Effective Killing¹⁶

Outside

- 2 Versamune® HPV**
Induces Right Type & Quantity of Potent Killer T Cells that Target and Infiltrate Tumor¹⁰
- 3 Immune Checkpoint Inhibitor**
Restores Pre-existing T Cell Responses

Addition of PDS01ADC to Versamune® HPV and an ICI Presents Potential for Deeper Anti-Tumor Responses and Prolonged Survival

	Versamune® HPV + PDS01ADC + ICI (First Line)	Versamune® HPV + PDS01ADC + ICI (Second Line)
Number of patients	8	29
HPV Status	HPV16-Positive	HPV16-Positive
ICI treatment Status	ICI Naive	ICI Resistant
Types of Cancer	Anal, cervical, HNSCC, vaginal/vulvar	Anal, cervical, HNSCC, vaginal/vulvar
<i>Median OS</i>	<i>42 months</i>	<i>17 months</i>
ORR	75%*	63% (with published effective dose of PDS01ADC, N=8)






* Includes 1 subject with response by iRECIST

- Triple Combination appears to be well tolerated
- Biomarker and clinical data suggest that PDS01ADC may be effective in targeting the tumor to overcome immune suppression








Upcoming Milestones 2024-2025

	Q3 2024	Q4 2024	1H 2025	2H 2025
✓ Regulatory Confirmation of VERSATILE-003 Study Design				
Initiate VERSATILE-003 Pivotal Study in HNSCC				
IMMUNOCERV Trial Update in Cervical Cancer				
File IND for Versamune® MUC1 in MUC1+ Cancers				
Preliminary data readout: Neoadjuvant Study in Oral Cancer				
Initiate MUC1 Study				
Data readouts: Multiple NCI Phase 2 studies of PDS01ADC				

Pipeline Continues to Validate Platforms, Drive Future Opportunities

	Candidate/ Study	Indication	PC	P1	P2	P3	Partner
Versamune®	Versamune® HPV + pembrolizumab	Recurrent or metastatic HPV16-positive HNSCC	Fast Track				 MERCK
	Versamune® HPV + chemo (IMMUNOCERV)*	1st-line treatment of locally advanced (IB3-IVA) cervical cancer					 THE UNIVERSITY OF TEXAS MDAnderson Cancer Center
	Versamune® HPV +/- pembrolizumab*	Neo-adjuvant treatment of locally advanced HPV-positive oropharyngeal cancer (OPSCC)					 MAYO CLINIC
Versamune®+ PDS01ADC	Versamune® HPV + PDS01ADC + ICI*	Recurrent or metastatic HPV16-positive HNSCC					 NIH NATIONAL CANCER INSTITUTE
	Versamune® MUC1 + PDS01ADC + ICI (Phase 1/2 anticipated 2024)	Recurrent or metastatic MUC1+ cancer					 NIH NATIONAL CANCER INSTITUTE

PDS01ADC Being Extensively Studied in Multiple Indications

	Candidate/ Study	Indication	PC	P1	P2	P3	Partner
PDS01ADC	PDS01ADC Monotherapy	Advanced/Recurrent Kaposi Sarcoma					
	PDS01ADC + Hepatic Artery Infusion Pump (HAIP)	Colon Cancer/Intrahepatic Cholangiocarcinoma					
	PDS01ADC + Docetaxel	Castration sensitive and castration resistant prostate cancer					
	PDS01ADC + Enzalutamide	PET-Positive Recurrent Prostate Cancer					
	PDS01ADC + Stereotactic Body Radiation Therapy (SBRT)	High and Intermediate Risk Prostate Cancer					
	(PDS01ADC + Bintrafusp alfa) ± SBRT	Metastatic Non-Prostate Genitourinary Malignancies					
	PDS01ADC + Bintrafusp alfa + Entinostat	Small Bowel cancer, Colon Cancer, HPV+ Malignancies					

Thank You

NASDAQ: PDSB



References

1. Damgacioglu H., et al. The Lancet Regional Health – Americas. 2022;8:100143
2. <https://www.cdc.gov/cancer/hpv/oropharyngeal-cancer.html>. Accessed August 26, 2024
3. Lechner M. et al. *Nature Reviews Clinical Oncol.* 2022, 19, 306-327
4. CDC.gov accessed January 2022;
5. Saraiya, Mona et al. "US assessment of HPV types in cancers: implications for current and 9-valent HPV vaccines." Journal of the National Cancer Institute vol. 107,6 djv086. 29 Apr. 2015, doi:10.1093/jnci/djv086; SEER, Accessed February 2024
6. Isayeva, et al., Human Papillomavirus in Non-Oropharyngeal Head and Neck Cancers: A Systematic Review (2012).;
7. Mazul, A., et al., 2023, Disparities in head and neck cancer incidence and trends by race/ethnicity and sex
8. Market Research 2024; Triangle Research Group
9. Harrington K. et al. *J Clin Oncol.* 2022 ascopubs.org/journal/jco on October 11, 2022: DOI <https://doi.org/10.1200/JCO.21.02508>
10. Market Research 2022; Triangle Research Group
11. Licitra L. et al. 2024, International Journal of Radiation Oncology [Volume 118, Issue 5E2-E3](#) April 01
12. Weiss J, et al. VERSATILE-002: Survival with First-Line Treatment with PDS0101 Therapeutic Vaccine and Pembrolizumab in HPV16-positive Recurrent/Metastatic Head and Neck Squamous Cell Carcinoma (HNSCC). Poster presented at: ESMO 2024; September 13-17, 2024; Barcelona, Spain.
13. Yoshida-Court et al: (2022) IMMUNOCERV an ongoing Phase 2 trial combining PDS0101 an HPV-specific T cell immunotherapy with chemotherapy and radiation for treatment of locally advanced cervical cancer, SITC (NCT04580771)
14. Xiao W et al: (2023) HPV Circulating Cell-Free DNA Kinetics in Cervical Cancer Patients Undergoing Definitive Chemoradiation, ASTRO, 65th Annual Meeting
15. Gandhapudi et al; (2019) J. Immunology, June 15, 202 (12) 3524
16. CM Minnar et al; (2024) Front. Oncol. 13:1321318.doi: 10.3389/fonc.2023.1321318